

4th GRADE Distance Learning enRICHment Packet

MAY 11- MAY 22

Dear Students,

This isn't how we planned on ending the year, but you have been strong and we, your teachers, are so proud of you! We miss you and wish we could hug you all and tell you congratulations on becoming a 5th grader because after May 22 that is what you are!

This packet contains your work for the rest of the school year. You do not need to turn it in. Please continue reading and practicing your math skills over the summer. When school starts back up in the Fall don't forget to come back to K. E. Little, say hi, and tell us how you are doing.

You will always be a Little Gator!

Love,

Mrs. Alhamra, Mrs. Gonzalez, Mrs. Wiggins, Mrs. Milligan, Mrs. Thompson, Mrs. Francen, & Mr. Martinez

Math Enrichment Packet

Weeks of May 11th and May 18th

Hi friends! On the next few pages, you will find some fun, and sometimes challenging, math activities to help you practice skills that will help you when you get to middle school. Remember, we are not turning in the packet this week, but these activities will definitely help you in the future! We miss you! 😊

Write the time that each clock is showing.

(1) 
The time is _____.

(2) 
The time is _____.

(3) 
The time is _____.

(4) 
The time is _____.

(5) 
The time is _____.

(6) 
The time is _____.

(7) 
The time is _____.

(8) 
The time is _____.

(9) 
The time is _____.

(10) 
The time is _____.

(11) 
The time is _____.

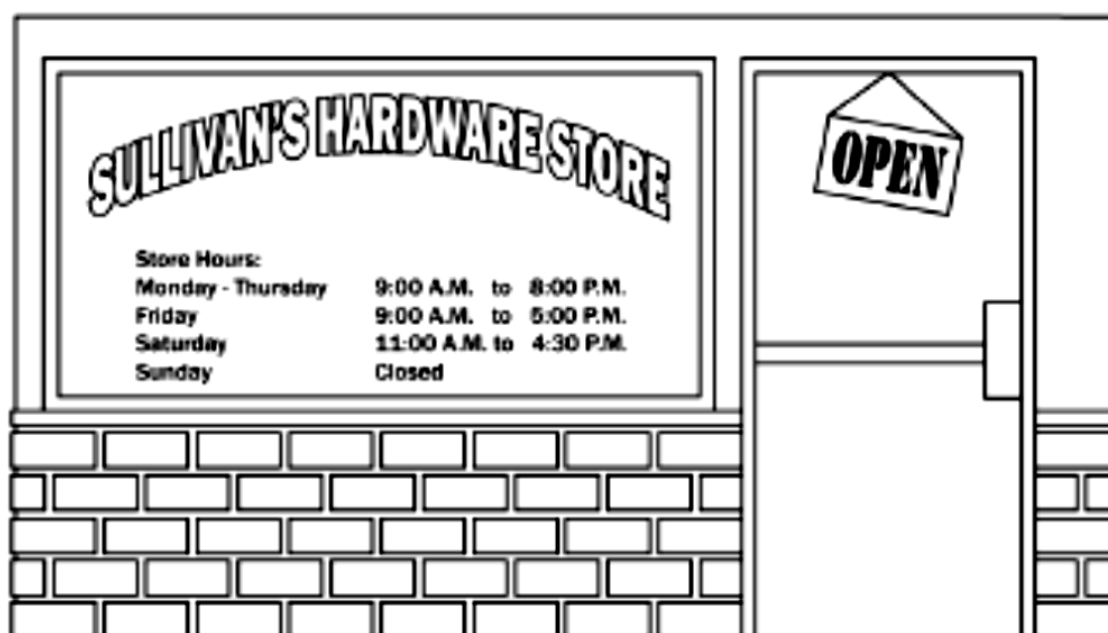
(12) 
The time is _____.

(13) 
The time is _____.

(14) 
The time is _____.

(15) 
The time is _____.

Math Enrichment Packet
Weeks of May 11th and May 18th



- a. How many hours is Sullivan's Hardware Store open on Friday?
- b. How long is Sullivan's open on Saturday?
- c. Dennis arrived at Sullivan's at 10:15 A.M. on Saturday. How long will he have to wait for the store to open?
- d. Suppose it is 6:30 P.M. on Wednesday. How much longer will the store be open?
- e. Suppose it is 6:30 P.M. on Saturday. How long ago did the store close?
- f. Suppose it is 4:30 on Friday. Janice wants to go to the hardware store. It will take her 35 minutes to drive to the store from home. Can she make it before the store closes?

Math Enrichment Packet

Weeks of May 11th and May 18th

Find the total cost of the items shown.
Show your work.



Total cost: _____



Total cost: _____



Total cost: _____



Total cost: _____

Village Bakery Prices

Chocolate Chip Cookies.....	3 for 99¢
Donuts.....	2 for 78¢
Pretzels.....	97¢ ea.
Cupcakes.....	\$1.06 ea.
Pies.....	\$7.25 ea.
Cakes.....	\$8.98 ea.



Total cost: _____



Total cost: _____

Math Enrichment Packet

Weeks of May 11th and May 18th

Practice Multiplication

Brachiosaurus

9x9	9x8	7x9	10x8	9x10	7x10	10x9	9x10	9x9	7x10	8x6	3x10	10x5	3x9	9x10	9x10	9x8	8x10	7x9
9x8	10x8	10x9	8x8	7x10	10x9	7x9	9x9	7x10	9x5	6x4	3x10	9x4	10x3	7x7	6x8	10x7	9x7	10x10
9x7	7x10	10x8	9x8	7x9	9x7	7x10	7x10	7x10	3x10	3x6	3x10			10x4	10x4	6x10	8x8	9x10
8x8	9x7	9x7	9x7	10x8	8x9	8x10	9x9	10x9	8x7	4x7	3x10		10x6	7x5	4x6	3x10	9x6	9x8
9x8	10x8	8x8	10x8	10x10	8x9	7x9	10x10	10x9	6x7	4x8	9x3	7x5	3x7	4x7	3x8	4x8	7x8	9x10
8x10	10x7	10x8	10x10	10x10	10x9	10x10	9x7	7x9	10x6	6x2	3x10	3x8	6x4	7x3	10x4	8x6	10x6	10x8
9x7	10x8	8x10	10x7	9x7	8x10	9x9	9x10	8x8	6x9	2x7	2x2	3x6	7x6	9x6	6x7	7x7	10x7	9x10
8x10	9x9	9x8	8x8	7x9	8x9	9x9	9x9	9x7	10x5	7x5	3x6	4x7	7x8	10x7	10x9	9x9	10x10	9x7
8x8	7x9	8x10	8x10	9x8	8x10	9x8	10x7	8x8	6x9	6x2	4x10	4x8	7x5	8x7	8x8	7x10	10x10	7x10
7x10	9x10	10x10	7x9	10x7	8x7	8x7	9x6	6x8	3x10	2x2	2x9	4x6	3x8	6x10	7x10	7x10	9x7	9x10
10x8	8x10	9x8	10x6	9x6	4x2	6x4	3x6	9x2	4x7	3x7	6x4	3x10	8x5	10x6	8x10	9x7	7x9	10x8
7x9	10x8	3x9	4x6	7x3	2x9	2x8	4x10	1x7	1x1	10x3	3x9	7x5	4x10	3x8	10x6	10x9	9x8	8x10
7x8	10x5	1x1	4x6	3x8	3x7	6x6	6x5	4x7	9x3	3x5	3x9	6x6	2x3	2x7	3x9	9x8	9x10	8x9
9x3	7x3	6x1	2x2	10x3	9x3	8x5	7x3	3x10	3x9	4x10	8x4	2x6	1x10	3x5	10x5	8x10	10x7	8x10
4x6	7x5	3x10	6x5	3x8	4x7	8x5	10x3	4x8	3x7	7x5	7x5	1x9	1x5	9x5	0x5	0x5	0x5	10x0
9x5	8x6	4x6	8x3	7x5	4x4	2x7	2x2	3x4	1x4	7x3	8x5	7x7	9x6	4x7	3x10	3x0	7x0	0x1
0x7	0x3	6x7	4x8	3x6	9x6	10x6	3x10	7x6	6x10	3x7	6x4	8x6	9x4	9x3	7x7	6x0	7x0	3x0
0x2	0x7	7x7	10x4	6x5	7x7	0x7	1x0	3x0	6x8	4x10	4x6	6x8	9x4	9x4	4x6	8x6	7x0	3x0
0x2	2x0	8x6	4x7	9x4	4x7	6x9	7x0	3x0	9x6	7x5	7x5	9x4	3x10	8x7	6x9	3x0	0x0	0x8
0x7	6x0	0x0	7x7	10x5	7x8	6x10	10x0	1x0	0x7	6x7	6x10	6x7	3x9	8x0	0x6	0x4	3x0	0x4

Key:

0	Brown
1-20	Light Green
21-40	Dark Green
41-60	Black
61-100	Blue

*Blank squares are white


Math Enrichment Packet
Weeks of May 11th and May 18th

DIAL UP A PRODUCT

STUDENT WORK PAGE

Find the answer to the riddle below by solving each multiplication problem. Use the number in the tens place from each product to find the corresponding letter from the telephone. Write the letter on the lines below to solve the riddle.

1. $\begin{array}{r} 6 \\ \times 6 \\ \hline \end{array}$	2. $\begin{array}{r} 10 \\ \times 5 \\ \hline \end{array}$	3. $\begin{array}{r} 11 \\ \times 9 \\ \hline \end{array}$	4. $\begin{array}{r} 9 \\ \times 9 \\ \hline \end{array}$	5. $\begin{array}{r} 12 \\ \times 7 \\ \hline \end{array}$
6. $\begin{array}{r} 9 \\ \times 8 \\ \hline \end{array}$	7. $\begin{array}{r} 8 \\ \times 8 \\ \hline \end{array}$	8. $\begin{array}{r} 7 \\ \times 3 \\ \hline \end{array}$	9. $\begin{array}{r} 5 \\ \times 2 \\ \hline \end{array}$	10. $\begin{array}{r} 6 \\ \times 7 \\ \hline \end{array}$



**What do you call a
sleeping bull?**

1.

2. 3. 4. 5. 6. 7. 8. 9. 10.



Math Enrichment Packet
Weeks of May 11th and May 18th



The Division House



Follow the directions below to create your house. Write the equation for each problem. DISCARD your remainders.

First, draw the outline of your house. This outline should only include the body of your house and the roof.

To find the Number of DOORS on your house: Divide your age by the number of years you have been at your current school.

To find the number of WINDOWS on your house: Divide the day of the month you were born by the number of kids in your family

To find the number of BRICKS on the front of your house: Divide the first three numbers in the year you were born by your current age.

To find the number of TREES in front of your house: Divide the first two numbers in your phone number by the last number in your phone number.

To find the number of APPLES on each of the trees in front of your house: Divide the first two numbers of your address by the number of days until Friday.

To find the STREET NUMBER of your house: Divide your mom's age by your age.

To find the number of CLOUDS above your house: Divide the number of students in your class by your age.

To find the number of RAINDROPS falling from the clouds: Divide your area code by the number of years you have lived in your state.

To find the number of STRANDS OF GRASS in front of your house: Divide your school's street address number by the number of kids in your class.

To find the number of FLOWERS in front of your house: Divide the number of days in the current month by the number of people sitting at your desk or table group.

Math Enrichment Packet
Weeks of May 11th and May 18th
PUZZLING PRODUCTS

Solve each problem to complete the puzzle.

Multiply

Down

1. $9,112 \times 9 =$
3. $36 \times 56 =$
5. $9,828 \times 9 =$
6. $52 \times 76 =$
8. $48 \times 2 =$

Across


1. $74 \times 12 =$
2. $4,037 \times 2 =$
3. $45 \times 63 =$
4. $3,092 \times 6 =$
5. $28 \times 3 =$
7. $19 \times 13 =$

	1.					
					5.	
2.						
				7.		
3.		6.				
4.						8.

Math Enrichment Packet
Weeks of May 11th and May 18th

MULTIPLICATION MAZE

Complete the maze by solving the multiplication problems along the way.



Math Enrichment Packet

Weeks of May 11th and May 18th

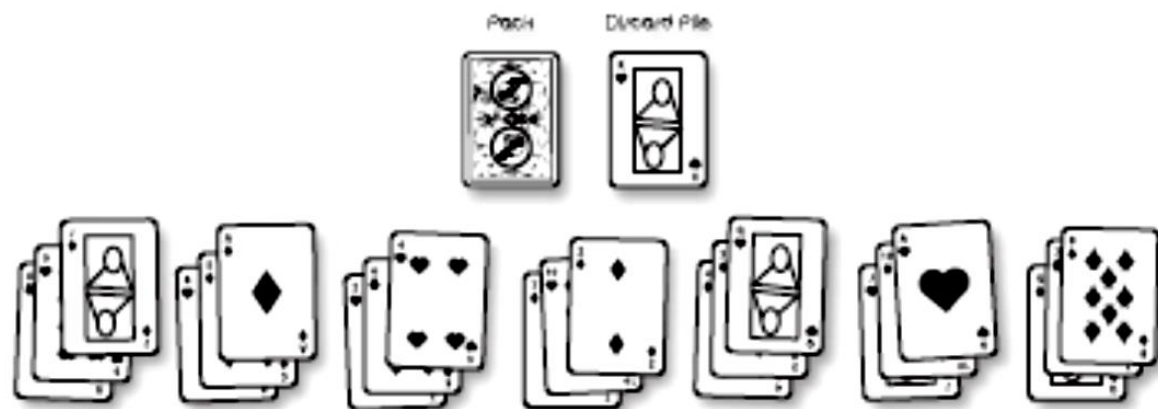
Ten-Twenty-Thirty

Materials

One deck of playing cards.

Rules and Play

1. The game *Ten-Twenty-Thirty* is for one player using one deck of cards. Aces = 1; face cards = 10.
2. The game begins by dealing seven piles of three cards face up as shown in the example below.



3. The object of the game is to remove all the cards from each pile. Groups of three cards may be removed from the same pile only if the sum is 10, 20, or 30.
4. In the example above we could remove Pile 1—Ace of Clubs, Nine of Hearts, and Jack of Diamonds—because the sum is 20. Note that if a pile is depleted it is not restored on subsequent plays.
5. Once all sets of cards within each pile that total 10, 20 or 30 have been removed, each non-vacant pile is dealt another card. Then another attempt is made to remove sets of three cards whose sum is 10, 20, or 30. This procedure of replenishing and then attempting to remove sets of three cards continues until all piles are empty (in this case the game is won) or the pack is depleted.
6. The game ends when there are no more cards in the pack and when no cards can be removed from a pile. (In this case, the game is lost!)
7. Each player is allowed only one pass through the deck.

Variations

- Remove sets of three cards whose sum is 9, 19, 29, or 8, 18, 28, etc.
- Remove sets of two cards whose product is 10, 20, 30, 40, ..., 100.

Math Enrichment Packet
Weeks of May 11th and May 18th

Math Scavenger Hunt

Look in a magazines, newspapers, or even on food labels.

☐ Number written in word form

☐ Bar graph

☐ Pictograph

☐ Number greater than 10,000

☐ Date

☐ Fraction

☐ Price with dollars and cents

☐ Percentage

☐ Decimal greater than 1

☐ Temperature

☐ 2D Shape

☐ 3D Solid

☐ Table of data

☐ Irregular Polygon

Math Enrichment Packet
Weeks of May 11th and May 18th

Weekly Multiplication Game

Game: Rock, Paper, Multiply

Directions:

- Two people face each other and hold a hand behind their back.
- Players call out, "Rock, paper, multiply!"
- At the call of "multiply" both players hold their hands out and show either 1, 2, 3, 4, or 5 fingers on each hand.
- The first player to call out the correct answer wins.
- Play several rounds. See who can win the most rounds.

Materials

- None



1.5
multiplication facts

Weekly Multiplication Game

Game: Multiplication Tic-Tac-Toe

Directions:

- Draw a tic-tac-toe grid.
- On each square, write a different multiplication fact (no answers).
- Answer the multiplication fact correctly to write the X or O in the square.
- Take turns marking Xs and Os like regular tic-tac-toe.
- Play the game several times with different facts. See how many times each player wins the game!

Materials

- Paper
- Pencil
- Two Partners

One set or mixed
multiplication facts

Math Enrichment Packet
Weeks of May 11th and May 18th

SQUARE CAPTURE

Multiples
2-12



Player #1 spins. Then, Player #1 finds a multiple of that number on the game board. Player #1 draws a line between two of the dots surrounding that number. Player #2 takes their turn. When a player's line forms a complete square, he/she gets to capture that square. The student with the most squares at the end of the game is the winner!

18	18	28	16	80	30	21	40	48	99	32
24	36	6	35	8	72	15	90	3	24	35
60	21	27	12	108	70	6	28	81	18	64
9	27	2	18	24	48	55	132	16	60	20
77	50	9	16	54	72	14	20	36	42	24
20	5	18	14	63	30	6	8	56	72	60
32	96	63	10	4	42	30	96	22	8	120
36	12	36	12	20	48	12	49	48	25	36
108	12	10	56	84	33	36	54	15	24	45
7	45	40	84	24	144	24	64	88	18	4

Math Enrichment Packet

Weeks of May 11th and May 18th

Weekly Multiplication Game

Game: Multiplication Dance

Directions:

- Make a list of multiplication facts on a sheet of paper. Be sure to include facts that are challenging for your child.
- Write the answers to those facts on pieces of paper. Write large and only one answer on each piece of paper.
- Spread the paper on the floor. You may want to tape the numbers down.
- Turn on the music and let your child dance around on top of the numbers.
- After a few seconds, pause the music and call out a math problem.
- Your child should jump as quickly as possible onto the number that is the correct answer.
- Repeat with all multiplication facts written down.

Materials

- Index cards or paper

One set or mixed
multiplication facts

Fun online options:

- Prodigy- [Prodigygame.com](https://www.prodigygame.com)
- Math Playground- [MathPlayground.com](https://www.mathplayground.com)
 - No login required for this! All games are free! 😊
- Hour of Code- [Hourofcode.com](https://www.hourofcode.com)
 - Also free! No login needed!
- Math Salamanders Math Puzzles- <https://www.math-salamanders.com/free-math-puzzles.html>
- Greg Tang Math Games- [GregTang.com/games](https://www.gregtang.com/games)

Science Choice Board

<p>Fill a bucket or a sink with water. Choose 8-10 items from around the house to test if the objects sink or float. Make a prediction before testing and write down your results.</p>	<p>Make a list of PHYSICAL and CHEMICAL CHANGES in and/or around your home. Physical or Chemical - leaves changing colors - baking a pie -cutting an apple</p>	<p>Make a tornado by filling water nearly to the top of a glass jar. Then add a few drops of liquid soap. Tighten the lid and shake the jar swiftly in a circular motion. Set the jar down and you should see a tornado forming in the center of the jar. Take a pic and send it to your teacher.</p>
<p>Make paper airplanes with someone in your house. Have a contest to see which airplane flies the farthest. Measure the distance if you have a ruler or tape measure.</p>	<p>Sort 10-12 objects around your home into the 3 states of matter: solid, liquids, or gases. Write the items that you sorted on paper into the 3 states of matter.</p>	<p>What Cleans Pennies the Best? Fill some cups with small amounts of different substances (dish soap, salt water, ketchup, mustard, BBQ sauce, vinegar, plain water, lemon juice & milk). Drop a penny into each substance. Make sure the penny is covered. Leave it for 30 minutes. Then wash and/or wipe each penny off with a paper towel. Write about your results.</p>
<p>Make a hurricane by placing a spoon in a bowl of water. Stir the spoon in a circular motion around the side of the bowl until water is moving around fast. Add drops of food coloring to the center of the water. What happens?</p>	<p>Gather a group of objects, make predictions on which are magnetic, and which are not magnetic using a magnet.</p>	<p>Make an explosive volcano in a 2-liter bottle or can by mixing baking soda and vinegar. (Do this in your backyard). Take a pic and send it to your teacher.</p>

Egg Drop Challenge



Objective: Design a system to protect an egg from cracking or breaking from a high fall.

Materials: Use anything you'd like! Some ideas include: paper towels, straws, tape, cardboard tubes, paper, popsicle sticks, baggies or old boxes.

Illustrate your design in the box.

Explain why you think your design will protect an egg from breaking from a fall:

Social Studies

Pg. 1

2 Week Choice Board

May 11th - 22nd

For the next two weeks you will have multiple activities to choose from! Challenge yourself to pick one activity each day from each column until you spell GATOR at the end of the week. The next week, pick the remaining activities from each column to spell GATOR for a second time! Challenge yourself to complete every box!

G	A	T	O	R
Research your community * Use the internet, primary resources (ex. grandparent) or take a road trip around town to interview community members. * Use the questions provided on page 2 to help guide your research.	GAME TIME!!! * Use the link below to play a game of your choice on iCivics! https://www.icivics.org/games?gclid=CPPChcq-1LQCF5XZQgodcQoA4g	Be a news reporter! * Watch the short YouTube video below and then use the sheet on page 4 to help you outline your new report! * Option: Record yourself as if you were a real life news reporter! https://www.youtube.com/watch?v=S64zRnnn4PQ	Texas Revolution Jeopardy * Test your knowledge of the Texas Revolution in a game of Jeopardy! https://mrnussbaum.com/not-boring-jeopardy-american-revolution-edition	GAME TIME!!! * Use the link below to play a game of your choice on iCivics! https://www.icivics.org/games?gclid=CPPChcq-1LQCF5XZQgodcQoA4g
Revolutionary War Tic-Tac-DOUGH * Compete in a game show about the Revolutionary War! https://mrnussbaum.com/tic-tac-dough-american-revolution-edition	Historical Figure Worksheet * Fill out the paper on page 3 about your favorite historical figure!	GAME TIME!!! * Use the link below to play a game of your choice on iCivics! https://www.icivics.org/games?gclid=CPPChcq-1LQCF5XZQgodcQoA4g	Write a letter to the mayor! * How do you feel about the way things are being handled with COVID-19 The restrictions? * What changes or recommendations would you make? * Your opinion matters! =)	Brain POP anyone? * See if you can help Moby put together a timeline of the Texas Revolution? https://www.brainpop.com/games/timexontexasrevolution/

Hometown Research

- 1) In what time period was your hometown founded (date)?
- 2) What attracted immigrants to originally settle in this area?
- 3) How do most people make a living today?
- 4) What is the population of your area?
- 5) What is the principal tourist attraction in this area?
- 6) What community festivals or celebrations routinely occur here?
- 7) Over the past 50-100 years, what changes do you believe are the most significant for your hometown/region?
- 8) Over the past 50-100 years, what remains the same in your hometown/region?
- 9) Describe the physical climate of this region of the state.
- 1) What significant historical events, if any, occurred in your home town?

MY HISTORICAL FIGURE IS:

DATE OF BIRTH:

PLACE OF BIRTH:

DATE OF DEATH:

BIGGEST ACHIEVEMENT:

MADE BY:

TEACHER:

PICTURE

QUOTE



Name: _____ Date: _____

Old News (Elementary)

Imagine you are a newscaster. The film you just watched is going to be part of your report for this evening's news. Use your book (or other sources) to research the event shown in the film and then answer the following questions. If you need more room for your answers use a separate page or the back of this one.

Name of the Film: _____

1. What would you say to introduce the footage?

2. How would you explain what is going on in the film?

3. What would you say as a closing?

4. What kind of tone would you use while you talked about this footage?

5. Draw a picture of the expression you would use to deliver your news story.

Reading- Poetry

Directions: Use the poems in the following pages to complete the tasks from the choice board below.

<p>Read Poetry in Different Ways</p> <p>Poetry is all about the reader's (or listener's) experience. Read poems out loud in a variety of ways. How does it change the experience when you read a sad poem in a silly voice or a funny poem in a scared voice?</p>	<p>Crazy, Mixed- Up Poems</p> <p>Read a poem. Write each line on a strip of paper & cut the lines apart. Play around with the lines to see if you can create a new poem. Read your new poem to someone. Now cut up your sentence strips into just words and create a new poem. You can leave out some of the words but can't make up any new ones!</p>	<p>Object Poetry</p> <p>Place an object in front of you. It can be something lying around the room or something unusual. Craft a poem about the object. The poem should be from the point of view of a speaker who feels strongly about it.</p>
<p>Make a silly poem together.</p> <p>Start by making up the first line of a poem — be silly: "When the pig made a wig, he called it a pwig!" Then have someone else add the next line. Take turns adding lines to the poem, writing down each one. Read the poem aloud, and illustrate it if you wish.</p>	<p>Found Poem</p> <p>First, find powerful words in the pages of magazines, cut them out, and make piles. Next, arrange and rearrange the words you cut out into meaningful poetry. Keep in mind the power of form, shape, and line breaks in poetry and be thoughtful in your choices. Choose the best words, eliminating unnecessary words, and playing around with word choice. Finally, glue your poem into place on a colorful piece of paper and decorate your house with the beauty and power of poetry.</p>	<p>Elements of Poetry</p> <p>Read a poem. Think about the following questions: How is the poem structured? Identify the lines and stanzas. Where do you see rhyme or rhyme scheme in the poem? What other sound devices does the poet use? What affect do they have on the sound or meaning of the poem? Identify and name the elements of poetry.</p>

A Sad. Glad Time

by Lenore Hetrick

Autumn is a fruitful season,
And yet a little sad.
We like her hills of gold and flame,
Her brisk winds make us glad.
Still we feel sad because her scarlet
Is the last display
Of a season that to snow and storm
Must quickly give away.

Autumn is a gorgeous season
With a riot of rare shades.
How the bright fire seems to burn
On hilltops and in glades!
But this great flaming makes us think.
Our thoughts no more are glad.
After the glory comes the snow,
And that's why we feel sad.



© WooJr.com. All Rights Reserved.

If You Were a Rhinoceros

If you were a rhinoceros,
I still would be your friend.
And if you were a platypus,
our friendship would not end.
I'd like you as a walrus,
camel, cat, or kangaroo.
It doesn't matter what you are—
I'll still be friends with you.



Name: _____

My Nose is Running

By Neal Levin



My nose is running, yes it is.
It hopped right off my face.
It's scurrying down the corridor
And hurrying place to place.

It's running through the supermarket
Breathing in the food
And sneezing on the customers
Who think that's mighty rude.

It's running round the playground
And it's slipping down the slide.
It leaves a trace of mucus
That was dripping from inside.

My nose is running faster
Than my feet-it's just as well.
I didn't really need my nose.
My feet can also smell.

Name: _____

On My Nature Hike

By Neal Levin

Lizard skitters on the path,
Muskrat takes a rustic bath,
Beaver weaves a home of sticks,
Dragonfly does fancy tricks,
Mallard glides among the reeds,
Chipmunk rustles in the weeds,
Turtle moseys through the mud,
Whitetail nibbles on a bud,
Eagle soars across the sky,
Warbler sings a lullaby...
I'm as quiet as can be,
Only watching peacefully.



Reading- DRAMA

Directions: Choose a play from the list below and act out the play with your family. Think about the main characters in the play. How would you describe them? Create costumes, masks and a stage with scenery using anything they have hanging around the house. Perform the play with your family, pets, stuffed animals.



Characters

Narrator	Spiderella
First Ladybug Stepsister	Fairy Godmoth
Second Ladybug Stepsister	Cicada Prince

Narrator: Spiderella lived with her two ladybug stepsisters. The stepsisters were very mean. They were constantly making fun of Spiderella. They always made Spiderella do all the chores.

First Ladybug: We're both beautiful ladybugs. We have pretty spots and dainty wings. We have six legs. You have eight legs.

Second Ladybug: Yeah, you're weird, Spiderella. You have two extra legs. The only thing your extra legs are good for is doing housework.

First Ladybug: Hop to it, Spiderella. Put those extra legs to work. Sweep out the pantry! Clean up the kitchen!

Second Ladybug: We're ladybugs. We're too sweet and pretty to do housework. Besides, we might hurt one of our beautiful wings.

Narrator: Spiderella went about her work sadly. Her two mean ladybug stepsisters simply sat around the house chattering and gossiping. They were both very excited. There was going to be a big Bug Ball thrown by the Cicada Prince.

First Ladybug: I'm so excited. I want to look beautiful so that the Cicada Prince will fall in love with me.

Second Ladybug: I'm going to wear a lovely ball gown and the Cicada Prince will ask me to marry him.

Spiderella: I'd like to go to the Bug Ball, too.

First Ladybug: That's the craziest thing I've ever heard. You have eight legs, not six. How would you even dance?

Second Ladybug: The only thing you're good for is cleaning and spinning webs. Go spin us gowns for the ball.

Narrator: The day of the ball arrived. The cruel ladybug stepsisters set off wearing the gowns that Spiderella had spun. Spiderella stayed home dressed in ragged clothing and doing chores. Spiderella washed and dried the dishes with her eight legs. She was very sad.

Spiderella: Oh, I wish I could go to the Bug Ball. It would be so much fun.

Narrator: Spiderella was crying so hard that she didn't even notice that she had a visitor. It was a brown insect with wings and a tiny tiara. It was her Fairy Godmoth.

Fairy Godmoth: Why are you crying, Spiderella?

Spiderella: I wish I could go to the Bug Ball.

Fairy Godmoth: And you shall, my dear. I am your Fairy Godmoth and I will grant your wish. Now, Spiderella, go and fetch an acorn.



Narrator: Spiderella picked out a nice round acorn. The Fairy Godmoth flapped her wings and the acorn turned into a tiny acorn coach. It was drawn by four strong ants.

Spiderella: Thank you, Fairy Godmoth. What a wonderful way to travel to the Bug Ball. But I don't have anything to wear.

Fairy Godmoth: Don't worry, my dear. I will give you a beautiful outfit.

Narrator: The Fairy Godmoth flapped her wings. Suddenly, Spiderella's rags turned into a beautiful dress. The Fairy Godmoth flapped her wings one more time. Glass slippers appeared before Spiderella. There were eight of them, set up in a neat row. Spiderella put on the eight glass slippers and climbed into the acorn coach drawn by the four strong ants.

Spiderella: Well, I'm off to the Bug Ball.

Fairy Godmoth: Have a wonderful time, dear. But remember, be back home by the stroke of midnight. Otherwise, your acorn coach will turn back into an acorn and your gown will turn back to rags.

Narrator: At the Bug Ball, Spiderella had a wonderful time. She danced with a very handsome cricket and an extremely humorous roly-poly.

Cicada Prince: And now, I'd like to play a song for the most beautiful bug at the ball.

First Ladybug: He's walking right toward me.

Second Ladybug: You're bugging out, sis. He's obviously walking toward me.

Narrator: The Cicada Prince walked past the two ladybugs and stood directly in front of Spiderella. He began to rub his wings together and it made a lovely buzzing sound. Spiderella couldn't believe it. The Prince was playing a special song just for her. She was the bug of the ball.

Cicada Prince (crooning): You're a beautiful bug. Together we could be snug. We could live in a rug. Or inside an old jug.



Spiderella (clapping her eight legs): What a lovely song.

Cicada Prince: Thank you. Would you care to dance the jitterbug with me?

Narrator: Spiderella and the Cicada Prince danced the jitterbug. But soon, Spiderella realized that it was nearly midnight. She scurried out of the ball, moving so quickly that she lost all eight of her glass slippers. The next day, the Cicada Prince traveled around the forest trying to find the beautiful bug that had captured his heart. He brought the eight tiny glass slippers with him. If he could find who they belonged to, he would have found his love bug. He knocked on the door of the home where Spiderella and the two ladybugs lived.

First Ladybug: Who is it? Who is it?

Second Ladybug: It's the Cicada Prince.

First Ladybug: Well, open the door.

Cicada Prince: Good afternoon, ladybugs.

First Ladybug: Hello, Prince. Can I get you a lump of sugar to chew on?

Second Ladybug: Hello, Prince. Can I get you a glass of bug juice?

Cicada Prince: No thank you, ladybugs. But I do have a favor to ask. Can each of you try on these glass slippers?

Narrator: The first ladybug stepsister tried on a glass slipper. But it was too small and didn't fit. But the second ladybug found that the slippers fit just fine.

First Ladybug: There, I've put on all six slippers. I am your true love. Now give me a big fat cicada kiss.

Cicada Prince: Not so fast. There are eight slippers, not six.

First and Second Ladybugs: Eight slippers!



Narrator: Just then, the Cicada Prince noticed Spiderella. Spiderella looked rather familiar. He asked her to try on the glass slippers. They fit and she had the right number of legs, eight. He'd found his love bug.

Cicada Prince: It's you. You are the beautiful bug from the ball. I love you. Say you'll be my little spider wife.

Spiderella: Of course I will, my prince. But I'd like to get rid of these glass slippers. They're really hard to walk around in.


Narrator: And so Spiderella and the Cicada Prince lived happily ever after. The Cicada Prince would often rub his wings together and sing silly songs, and Spiderella always either went barefoot or wore sneakers.

★the end★



-The Emperor's New Hair-

(based on "The Emperor's New Clothes")



Characters

Narrator	Mr. Twee
Emperor	Imperial Hairdresser
Traveling Salesperson	Townsperson
Mr. Twiddle	Little Boy

Narrator: Once there was a very powerful emperor. He ruled over a huge land. But there was something that he was secretly embarrassed about. He didn't have one single hair on his head.

The Emperor felt that he needed to wear wigs. He had more than a hundred of them in a special closet. They were the finest wigs and could easily be mistaken for real hair.

One day a traveling salesperson showed up at the Emperor's castle with a very unusual product.

Emperor: What are you selling today? Make it quick, because I have a huge empire to run.

Salesperson: Oh, great Emperor, I have traveled here today with an amazing new product.

I want to offer you the very first batch. It's called Hair Today Magic Potion. It's just \$19.99. And wait! That's not all! If you buy Hair Today Magic Potion, I will also throw in a free comb.

Emperor (coughing his wig): Why would I need it? As you can see, I have a full head of hair.

Salesperson: Yes, your hair is very nice indeed. But perhaps you have a friend who could use this potion. I used to be bald myself. And as you can see, I grew plenty of new hair thanks to Hair Today Magic Potion.

Emperor: I'll take a hundred bottles. It's for my bald friend, of course.

Narrator: The Emperor began using Hair Today Magic Potion. Each night before he went to bed, he'd take off his wig and put three drops on his very shiny head.

Each morning, he'd talk to his two advisors, Mr. Twiddle and Mr. Twee. They were the only people the Emperor trusted. He'd ask them if the Hair Today Magic Potion was working.

Mr. Twiddle and Mr. Twee wanted to make the Emperor happy. They wanted to keep their jobs. So they told the Emperor what they believed he wanted to hear.

Emperor: What do you think, my trusted advisors, Twiddle and Twee? Do you think the potion is working?

Twiddle: Oh, I do. I definitely notice a difference.

Twee: Yes, you are starting to grow just a few hairs.

Emperor: Only a few?

Twee: Well, when I say a few, I mean, like, maybe twenty.

Twiddle: Or maybe fifty. They're very nice-looking hairs, I might add.

Emperor: Yes. I see them, too.

Narrator: The Emperor continued to use the potion. And his two trusted advisors continued to tell him that the potion was working. As the days went by, they began to tell more and more extravagant lies to the Emperor. Soon they even began to believe the lies themselves.

Emperor: Tell me, trusted advisors, how do I look today? Is the potion working yet?

Twiddle: Is it working? Are you kidding? You have grown a thick head of beautiful hair.

Twee: Yes, your hair is thick and straight and brown...

Twiddle: Well, I would say it's more wavy than straight. And it's more golden than brown.

Twee: But you have a lot of it. It's thick, no question.

Twiddle: Yes, you can throw away your wigs. You don't need them anymore.

Twee: In fact, if I do say so myself, Emperor, you need a haircut.

Emperor: A haircut! How wonderful. My hair is long and thick and black and curly.

Twee: Actually, it's golden and wavy.

Emperor: So it is. It's long and thick and golden and wavy.

Twiddle: And shiny.

Emperor: And shiny. It's long and thick and golden and wavy and shiny, and I need a haircut. Fetch me the imperial hairdresser at once.

Narrator: Twiddle and Twee ran off to find the imperial hairdresser. When they found the hairdresser, they described the Emperor's new hair in great detail.

By now, they were so caught up in their lie that they completely believed it themselves. And soon, they had the imperial hairdresser convinced that the Emperor had long thick golden wavy hair that needed to be cut.

Imperial Hairdresser: Oh, Emperor, what a fine head of hair you have.

Emperor (blushing): Thank you, thank you. Right now, there's a bit too much of it. It's just a little too long and thick and golden and wavy and shiny.

Imperial Hairdresser: It will be a pleasure to trim it. I will make you look fabulous!



Narrator: The imperial hairdresser set to work with scissors and a comb. The haircut required many hours of snipping and clipping and fussing and worrying and blow-drying. But at last, the imperial hairdresser was finished.

Imperial Hairdresser: Well, what do you think?

Emperor: Maybe just a little more off the back.

Narrator: The imperial hairdresser carefully clipped the scissors near the back of the Emperor's head.

Imperial Hairdresser: Now what do you think?

Emperor: Perfect!

Twiddle: What a great style!

Twee: Everyone in the kingdom will want to get the same haircut.

Imperial Hairdresser: You look fabulous, Emperor, absolutely fabulous!

Twiddle: We should have a parade to show off your new hairstyle.

Twee: Yes, it will be inspiring for the people to see an emperor with hair that's so long and thick and golden and wavy and shiny.

Narrator: And so Twiddle and Twee arranged an elaborate parade. There were jugglers and soldiers and horses. At the tail end of the parade, the Emperor marched proudly. He wasn't wearing his crown. He wanted everyone to gaze at his wonderful new hairstyle.

As he passed through his empire, Twiddle, Twee, and the imperial hairdresser called out to the townspeople.

Twiddle: Everyone, behold the Emperor's new hair.

Twee: Look at how golden it is! Look at how thick it is!

Imperial Hairdresser: The Emperor looks fabulous! Have you ever seen such fabulousness?



Townpeople: The Emperor's hair is long and thick and golden and wavy.

Little Boy: He doesn't have any hair.

Townpeople: And shiny! The Emperor's hair is very shiny.

Little Boy (slightly louder): He doesn't have any hair!

Townpeople (begin to chant): The Emperor's hair is fabulous! The Emperor's hair is fabulous!
The Emperor's hair is fabulous!

Little Boy (loudly): Can't you people see? The Emperor doesn't have a hair on his head!

Townpeople (gasping): The Emperor doesn't have any hair!

Twiddle, Twee, Imperial Hairdresser: The Emperor doesn't have any hair!

Emperor: I don't have any hair!

Narrator: At first, the Emperor was embarrassed. But he was also glad that someone was honest enough to tell him. He called for the little boy to come out of the crowd.

Emperor: Little boy, you were the only one who was brave enough to tell me the truth.

Little Boy: Well, you are still very handsome, Emperor. You look cool without any hair.

Emperor: Thank you. That's very kind.


Narrator: The Emperor asked the little boy to walk beside him in the parade. The little boy became a trusted advisor and true friend to the Emperor. The Emperor stopped using magic hair-growth potions. He gave away his wigs to a family of traveling circus clowns.

From that point forward, the Emperor worked to run his empire kindly and wisely. No one cared that he didn't have any hair. In fact, most people thought he looked quite handsome. Twiddle and Twee even shaved their heads to look just like the Emperor.

★the end★

-The Three Little Elephants-

(based on "The Three Little Pigs")



Characters

Narrator

Big Bad Mouse

First Little Elephant

Second Little Elephant

Third Little Elephant

James the Butler

Narrator: Once upon a time, there were three little elephants who lived with their parents. When the elephants grew old enough, they went out into the world to live on their own.

The first little elephant built a small wooden shack. One day, there was a knock at the door.

Big Bad Mouse: Knock, knock, knock.

First Elephant: Who's there?

Big Bad Mouse (in a tiny voice): It's the Big Bad Mouse. Open up at once!

First Elephant (can't hear the mouse): Hello? Is anybody out there?

Big Bad Mouse (in a tiny voice): Let me in, let me in, let me in.

First Elephant (muttering to self): That's strange. Someone knocked on my door. But whoever it was, they seem to have gone away.

Narrator: The Big Bad Mouse was frustrated. So he wrote a note and slipped it under the elephant's door. It read:

Squeak, squeak, squeak. I'm the Big Bad Mouse.

I'll rip up your garden. I'll tear down your house.

I'll tug on your tail. I'll pull on your ears.

I'm mighty and mean. I'm the worst of your fears.

Later that day the elephant found the note.

First Elephant (reading the note): A Big Bad Mouse! Oh, no. I've never seen a mouse. But it sounds very scary. I imagine that it must be giant, much larger than an elephant. I'll bet it has big yellow eyes and long sharp teeth.

Oh, no! Help! There's a Big Bad Mouse on the loose! I must run away before it comes back to my house! I must run for my life!

Narrator: The elephant ran through the wooden shack, tripping over tables and bumping into chairs. The terrified elephant left through the back door and ran all the way to the second elephant's house.

The second elephant lived in a brick house. It was larger than the first elephant's wooden shack. It also had a doorbell, which the first elephant rang. Ring, ring!

Second Elephant: Hello? Who's there?

First Elephant: It's me. I am so scared. There's a mouse on the loose. Can I stay at your house? Please, please!

Second Elephant: A mouse! I've never seen a mouse. But it sounds very scary. I imagine that a mouse must be gigantic with a long tail and sharp claws. Come inside quickly and lock the door behind you.



Narrator: A few minutes passed. The two elephants sat in frightened silence. Suddenly, the doorbell rang.

The two elephants looked at each other and their terror grew. Who could it be?

First Elephant: I'm not answering it.

Second Elephant: Don't look at me. I'm not answering it either.

Narrator: The Big Bad Mouse kept ringing the bell, but no one answered. Finally, he grew frustrated and slipped a note under the door. It read:

Squeak, squeak, squeak. I'm the Big Bad Mouse.

I'll rip up your garden. I'll tear down your house.

I'll tug on your tail. I'll pull on your ears.

I'm mighty and mean. I'm the worst of your fears.

Second Elephant (reading note): Oh, no! This is terrifying! Now the Big Bad Mouse has come to my house.

First Elephant: Oh, no! What will we do? Where will we go?

Second Elephant: There's a gigantic, frightening, fierce mouse on the loose. Run! We must run for our lives!

Narrator: The two terrified elephants stumbled out of the house, tangling up their legs, and tripping over one another. They left through the back door of the house. They didn't stop running until they arrived at the third elephant's house.

The third elephant lived in an enormous mansion. It had a long driveway and a swimming pool.

The two elephants rang the doorbell and James the Butler answered. As soon as he opened the door, they ran past him, shouting and waving their arms wildly.

First Elephant (out of breath): Oh, my! Oh, no! It's horrible! It's terrifying!

Second Elephant (out of breath): Help us! Do something! Call for help! Call the police! Call the army!

Third Elephant: Get ahold of yourselves, both of you. Now slow down and tell me what you're so frightened of.

First Elephant and Second Elephant: A mouse!

Third Elephant: A mouse?! Why didn't you say so! I've never seen a mouse. But I imagine a mouse would be humongous, larger than this mansion. I think it might have scales and it might breathe fire.

Narrator: The three elephants huddled in fear. They remained very still, listening with extreme care.

After a few minutes, the doorbell rang.

Third Elephant: Don't answer it, James.

James: Why not, Master Elephant?

Third Elephant: It's a mouse, James! A humongous, terrifying, scaly, fire-breathing mouse!

James: Don't be ridiculous. Mice are tiny furry creatures that scurry about and eat seeds and berries.

Narrator: James went and opened the door. The three elephants were so frightened now that their eyes were popping out and their ears stood straight out from their heads.

James: Well, what have we here? A little tiny mouse.

Big Bad Mouse (in a tiny voice): Would you please deliver a message to the elephants? Please tell them:

Squeak, squeak, squeak. I'm the Big Bad Mouse.

I'll rip up your garden. I'll tear down your house.

I'll tug on your tails. I'll pull on your ears.

I'm mighty and mean. I'm the worst of your fears.

James: Elephants. Come here. You must face your foe. I must say, he is not especially scary.

Narrator: The three elephants walked very nervously toward the door. The first and second elephants were looking over the shoulder of the third elephant.

The three frightened elephants stared at the doorway, but no one appeared to be there besides James the Butler. They looked to the left. They looked to the right. They looked up. Then they looked down.

There, on the doorstep, stood a little tiny mouse.

First Elephant: But you're so small!

Second Elephant: We've never seen a mouse before.

Third Elephant: You're really not very frightening at all.

Mouse (in a tiny voice): You're so huge. I did not know that this is the way you looked. You're very, very frightening. Eeek, elephants!

Narrator: And with that, the mouse scampered into the woods. At last, the elephants had seen that a mouse was very small. They were never frightened of mice again. At last the mouse had learned that elephants are very large. The mouse never again threatened to rip up an elephant's garden or tear down an elephant's house. Everyone lived happily ever after.

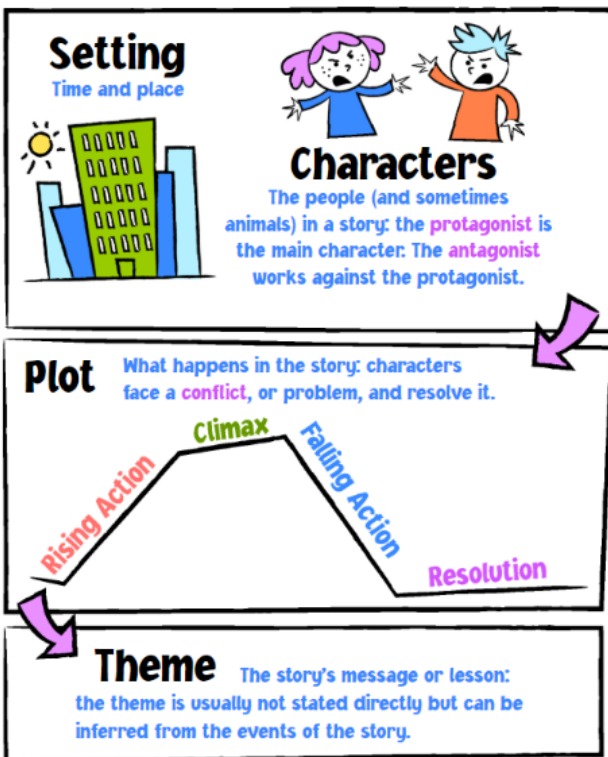
★the end★

Writing- Personal narrative

Directions: Choose a prompt from the list below to write a personal narrative.

- Write about a time when you made something for yourself. What did you make? Did it work well?
- Write a paragraph about your most important accomplishment.
- Create a list of words that describe yourself and a separate list for your best friend. How do they overlap? What similarities do you share?
- Would you rather fly to space or swim to the bottom of the ocean? Why?
- What is your favorite chore? Your least favorite chore?
- Do you think you'll ever own a flying car? Where would you like to take it?
- Who was your favorite president? Why?
- Write about something you believed as a small child that turned out to be wrong. How did you find out?
- If you could have any superpower, what would you choose? How would you use it?

Narrative Elements



The Writing Process

Monday: Prewriting: choose a new topic from the choice board and organize your ideas using the anchor chart & story map.

Tuesday: Drafting: write your ideas down on a separate sheet of paper.

Wednesday: Revising: make improvements to the ideas, organizations, and style of your writing.

Thursday: Editing: Correct errors in grammar, spelling, and punctuation.

Friday: Publishing: Write & share your final draft!

WRITING- POETRY

Directions: Choose a poem from the list below to write your own.

Couplets

Two lines with ending words that rhyme.

My Grandmother

My grandmother sits in her wheel chair.
Looking out the window while she sits
there.

Concrete Poetry

Draw a picture and write your poem on it. Your poem follows the shape to help make the picture.



Tercet

Three lines with the first two rhyming.

The old woman wrinkled her toes,
As she swatted a fly on her nose.
Then she kept rocking in her chair.

Cinquian

Line 1: subject

Line 2: describes subject

Line 3: action words about the subject

Line 4: feelings about the subject

Line 5: synonym for the subject

Best Friend

cheerful, truthful

e-mailing, calling, eating

friend for 20 years

best bud



Good Poem/Bad Poem

Choose a favorite person,
animal or thing to write abc



Good Cat, Bad Cats

My cat meows quietly,
While he claws the furniture.
My cat walks softly,
As he tries to scratch me.

Writing- Poetry

Directions: Choose a poem from the list below to write your own.

-ing poems

line 1: subject is one word or a short sentence

line 2-10 words with ing

Cold Weather
Blowing
Snowing
Freezing
Misting



Listing Poems

Line 1: topic of poem

Line 2-10 words that describe the topic word.

Mother

Kind
Cares
Cooks
Cleans
Loving



Acrostic Poem

Use the letters of the word to write the word downward and use a word or words for your poem.

R eading and exploring new worlds.

E xciting new conflicts

A nd Page turning cliffhangers.

D rop everything and grab a book.

Haiku

Line 1: 5 syllables

Line 2: 7 syllables

Line 3: 5 syllables

The sky is so blue.

It looks like blue, blue water.

I love to watch clouds.



Fill in Blanks Poems

_____ are red
_____ are blue,
_____ is sweet,
And so is _____.